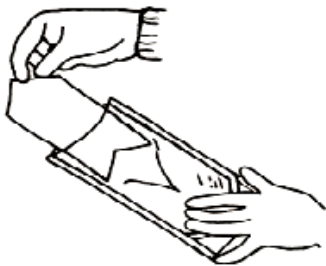


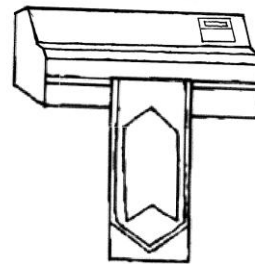


InkTest PRO

1. Insert InkTest PRO into a pouch and make sure that the indicator is pointed towards the seal that shall be checked.



2. Seal the pouch. If the sealer is equipped with "hawo IntelligentScan" scan the QR code on the test first.




3. Place the pouch onto horizontal surface, push the liquid into the front chamber and press onto it to release the penetration liquid.



4. Inspect the seals. If there is no visible penetration of test liquid throughout the sealing area within 5s, seals are considered as



 5 sec (each seal)



QR code compatible with IntelligentScan