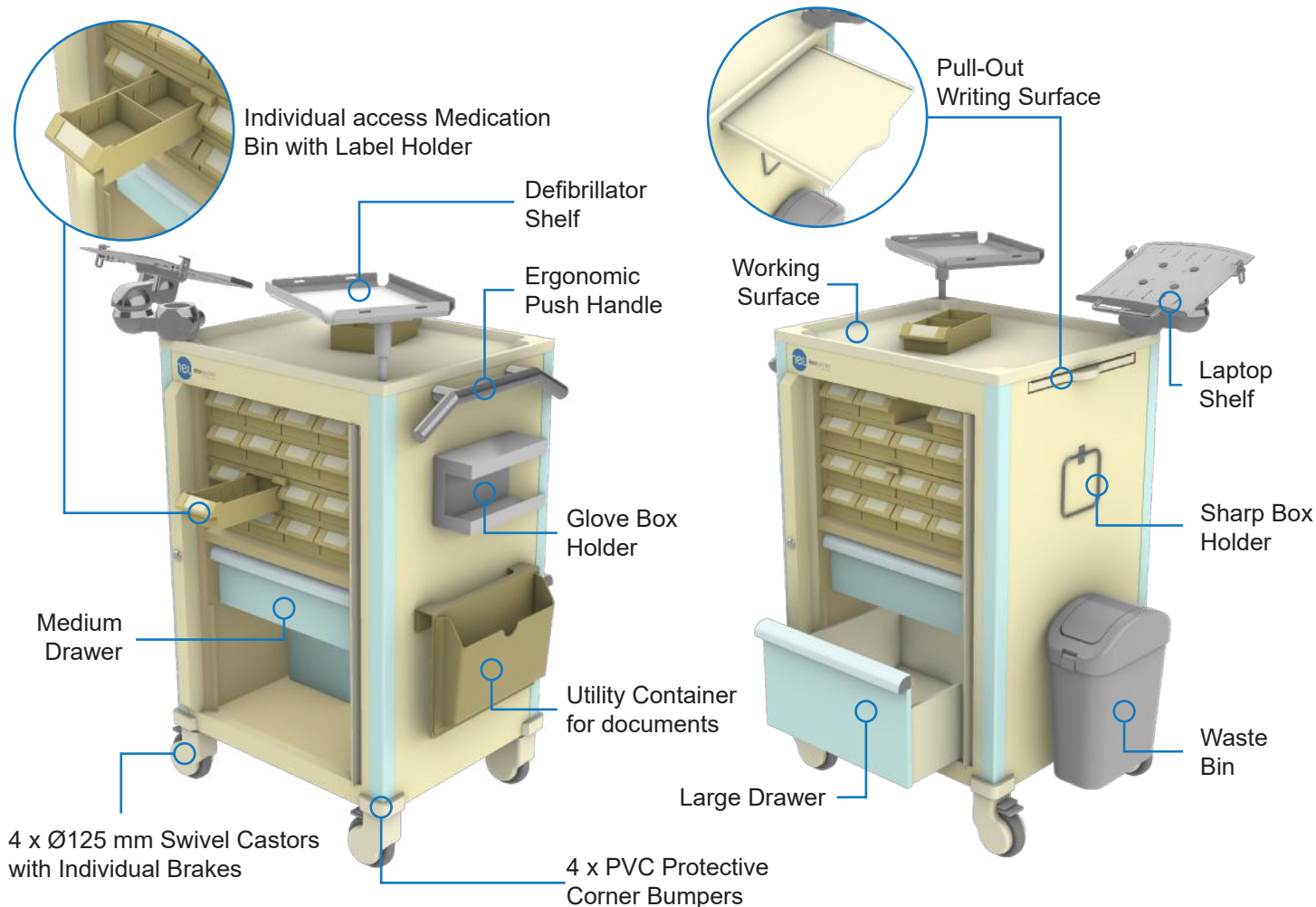


Medication Trolley

MDT9100





Features

Durable, corrosion resistant, easy to clean.

Sliding door with key lock on both sides to secure medication.

4 x Ø125 mm swivel lock silent castors for easy maneuvering.

Multiple bin configurations and drawer sizes.

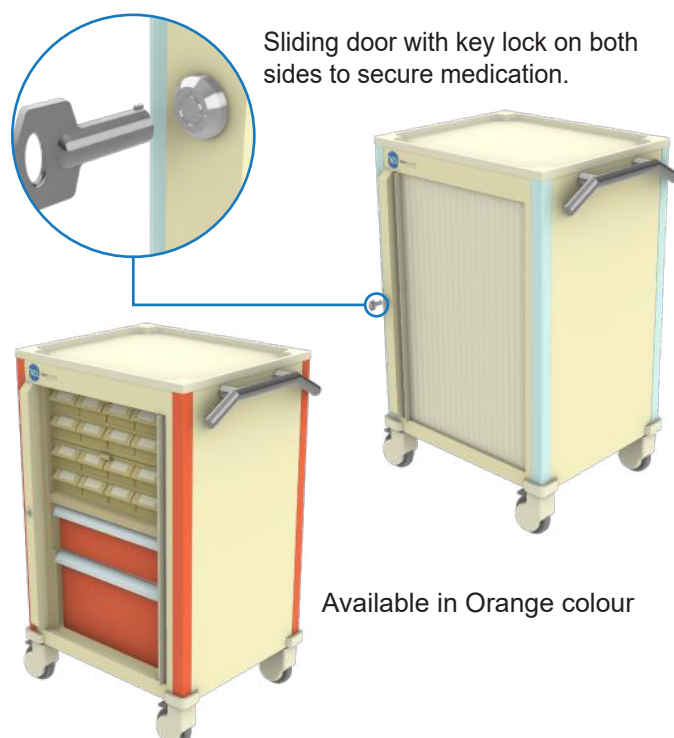
Wide range of optional accessories

Available in blue or orange colour.

Technical Specifications

Working Surface Area	: L305 x W373 mm
Pull-out Surface Area	: L305 x W373 mm
Medication Bins	: Configurable to 16, 24, 32, 40, 48, 56, 64
Material	: ABS Framework ABS Medication Bin
<u>Types of Drawer</u>	
Medium Half Drawer (MHD)	: L430 x D210 x H100 mm
Medium Full Drawer (MFD)	: L430 x D435 x H100 mm
Large Half Drawer (LHD)	: L430 x D210 x H250 mm
Large Full Drawer (LFD)	: L430 x D435 x H250 mm
Colour	: Beige base Blue or Orange drawers
Product Weight	: 69 - 74 kg (dependent on bin configuration)
Castors	: 4 x Ø125 mm swivel with individual brakes

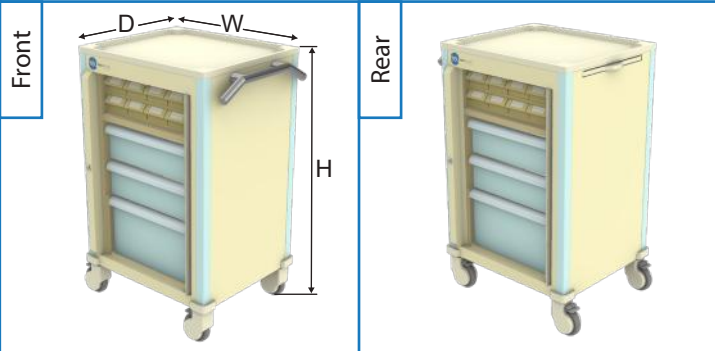
Note: Specifications subject to change without prior notice.



Available in Orange colour

16 Bins Medication Trolley

Model: MDT9100-16



8 bins

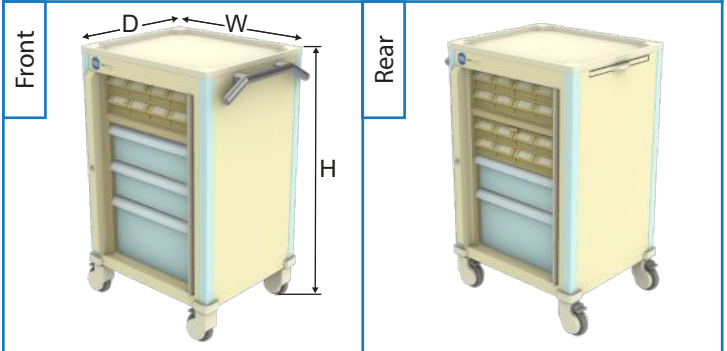
8 bins

2 x Medium Full Drawer (MFD)
1 x Large Full Drawer (LFD)

Dimensions: W670 x D570 x H980 mm

24 Bins Medication Trolley

Model: MDT9100-24



8 bins
1 x Medium Half Drawer (MHD)

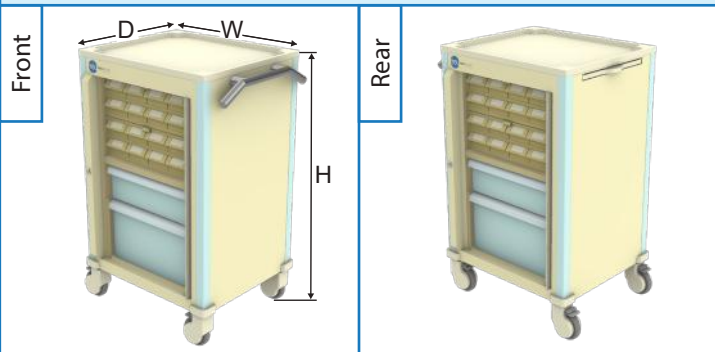
16 bins

1 x Medium Full Drawer (MFD)
1 x Large Full Drawer (LFD)

Dimensions: W670 x D570 x H1050 mm

32 Bins Medication Trolley

Model: MDT9100-32



16 bins

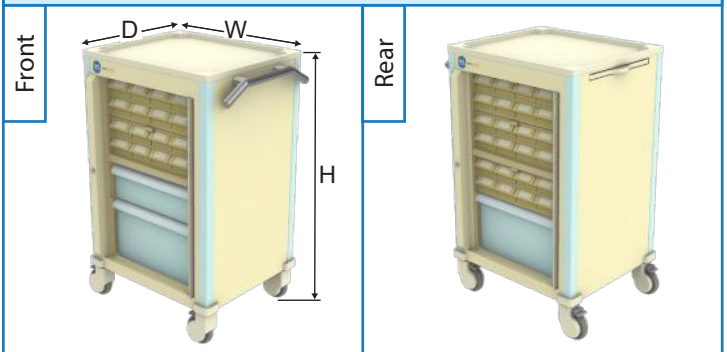
16 bins

1 x Medium Full Drawer (MFD)
1 x Large Full Drawer (LFD)

Dimensions: W670 x D570 x H1050 mm

40 Bins Medication Trolley

Model: MDT9100-40



16 bins
1 x Medium Half Drawer (MHD)

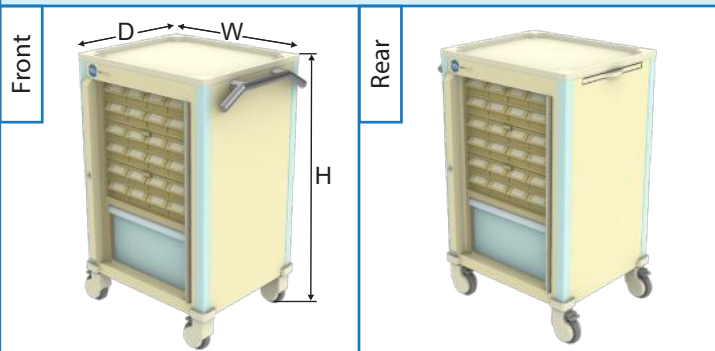
24 bins

1 x Large Full Drawer (LFD)

Dimensions: W670 x D570 x H1100 mm

48 Bins Medication Trolley

Model: MDT9100-48



24 bins

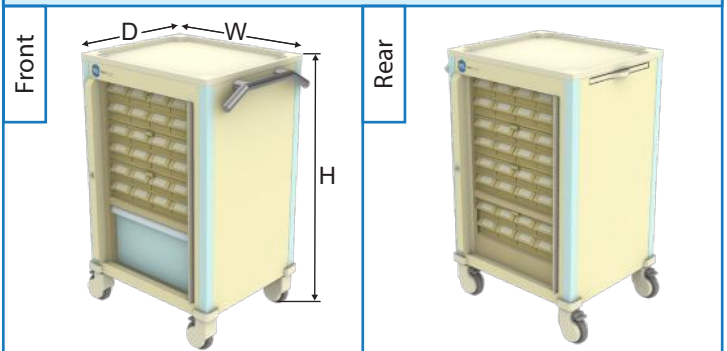
24 bins

1 x Large Full Drawer (LFD)

Dimensions: W670 x D570 x H1100 mm

56 Bins Medication Trolley

Model: MDT9100-56



32 bins

24 bins
1 x Large Half Drawer (LHD)

Dimensions: W670 x D570 x H1100 mm

Note: Overall Height Tolerance: +/- 10 mm

64 Bins Medication Trolley Model: MDT9100-64	
<div>Front</div>	<div>Rear</div>
32 bins	32 bins
Dimensions: W670 x D570 x H1100 mm	

Standard Medication Bin

Individual Bin Item Code: SKSBIN
<div> <div>Label Holder</div> <div>Divider</div> <div>5 x Divider slots</div> <div>H</div> <div>L</div> <div>D</div> </div>
Internal Dimensions L100 x D210 x H55 mm

Standard Drawers

Medium Full Drawer Item Code: SKSMFD	Large Full Drawer Item Code: SKSLFD	Medium Half Drawer Item Code: SKSMHD	Large Half Drawer Item Code: SKSLHD
Internal Dimensions L430 x D435 x H100 mm	Internal Dimensions L430 x D435 x H250 mm	Internal Dimensions L430 x D210 x H100 mm	Internal Dimensions L430 x D210 x H250 mm

Optional Accessories

Laptop Shelf Item Code: SKSLAS	Defibrillator Shelf Item Code: SKSDES	Sharp Box Holder Item Code: SKSSBH	Glove Box Holder Item Code: SKSGBH	Utility Container Item Code: SKSUTC	Waste Bin Item Code: SKSWAB
<div> <div>Surface Tilt</div> <div>Height Adjustment, 360° swivel</div> <div>D</div> <div>L</div> </div>	<div> <div>L</div> <div>D</div> <div>Height Adjustment</div> </div>	<div> <div>D</div> <div>L</div> </div>	<div> <div>D</div> <div>H</div> <div>L</div> <div>Glove Box insert</div> </div>	<div> <div>Document holder</div> <div>D</div> <div>H</div> <div>L</div> </div>	<div> <div>D</div> <div>H</div> <div>L</div> </div>
Surface Dimensions L285 x D300 mm	Surface Dimensions L253 x D338 mm	Internal Dimensions L130 x D130 mm	Internal Dimensions L260 x D100 x H150 mm	Internal Dimensions L320 x D58 x H250 mm	Internal Dimensions L290 x D150 x H400 mm
Mild Steel	Mild Steel	Stainless Steel	Mild Steel	ABS	ABS

