

TDS-200-1 / Rev.00 / 09-2021

## Bowie&Dick Test (400 Sheets)

Ref Code: BD-400



### Product Description

STERISTAR Bowie & Dick Test Pack for evaluate effectiveness of air removal from sterilizer chamber during to bowie & dick cycle as 134-137 degrees 3-3.5 min. Following of prevacuum cycle, the chemical bars of Bowie & Dick Test Card uniformly darken indicating that residual air has been sufficiently removed to allow complete steam penetration into test card. If air trapped during to exposure phase of the cycle, the color change of the bars incomplete and uneven. Thus cards can provide an immediate indication of inadequate removal of air during a cycle. The card may kept as a permanent record after cycle.

### Physical Parameters

Process	Steam
Indicator Card Dimensions	12,3 cm x 12,3 cm
Packaging	1 pcs. Indicator Card and 400 Sheets Barrier
Chemical Indicator	Initial color: Pink Signal color: Dark brown / Black %100 Toxic Heavy Metals Free

## Intended Use

The Bowie&Dick Tests are for use in all Steam sterilization processes.

- 134 °C 3,5 min. – 121 °C 15 min.

## Instructions for Use



The Bowie & Dick test is conducted each day in an empty sterilizer prior to processing any loads.

1. Run a shortened cycle (omitting the drying phase) to properly heat the sterilizer.
2. Place the test pack on the bottom of the sterilizer nearest to drain.
3. Run the sterilizer for 3-3.5 minutes at 134-137 °C or 121 °C for 15 minutes .
4. A short dry time of 2 to 5 minutes will not affect the test.
5. Remove the test pack from sterilizer and allow the pack cool. Do not place on a cold surface. Easily open the box front to open.
6. Remove indicator from the pack and dispose of or recycle remaining pack materials.
7. If sterilizer is functioning properly, the indicator will show a uniform color change (black) throughout the entire pattern.
8. If a significant amount of residual air present, the indicator will shows a pink area in the center.
9. On rare occasions, bubbling of the laminate may occur. If this happens analyze the card for appropriate color change as instructed above.
10. The indicator paper inside the package must withstand storage for at least six months.


**Performance Characteristics**

Results Availability:	Immediately following exposure to Steam processes.
-----------------------	--

Unexposed*	Exposed to 134°C 3,5 min. – 121 °C 15 min. *
------------	--



Potential Fail Color



\*Colors shown are representations of printed ink initial and signal colors but may vary from actual use. There is a chart for incorrect conversions on the back of the product box.

TDS-200-1 / Rev.00 / 09-2021



The signal color achieved from exposure to steam may vary from the example above due to differences in processing parameters (i.e. load content, cycle time, temperature, etc.).



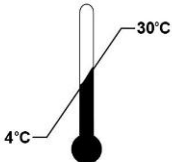
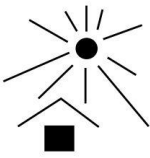
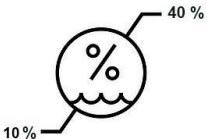

### Compliance

ISO 11140-1:2014 Sterilization of health care products – Chemical Indicators

ISO 11140-4:2007 Sterilization of health care products - Chemical indicators - Part 4: Class 2 indicators as an alternative to the Bowie and Dick- type test for detection of steam penetration

ISO 13485:2016 Medical devices - Quality management systems

### Storage and Shelf Life

	Do not reuse		Keep dry
	4°C to 30°C		Keep away from sunlight
	10% - 40% RH		Shelf life 4 years from the date of manufacture



Keep away from sterilants.

Do not use damaged Indicators or Indicators which have transitioned to green.  
Do not use after expiration date.

Do not expose this product to Dry Heat, EO, H2O2 or any sterilization processes other than Steam,

**Disposal**

Discard as general waste.