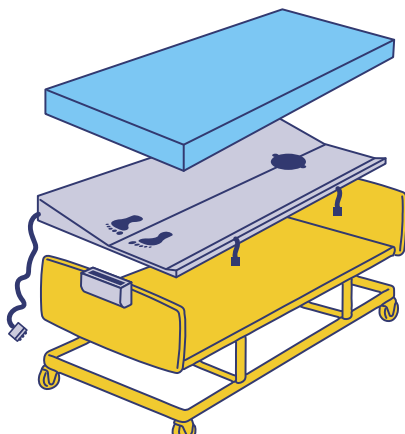
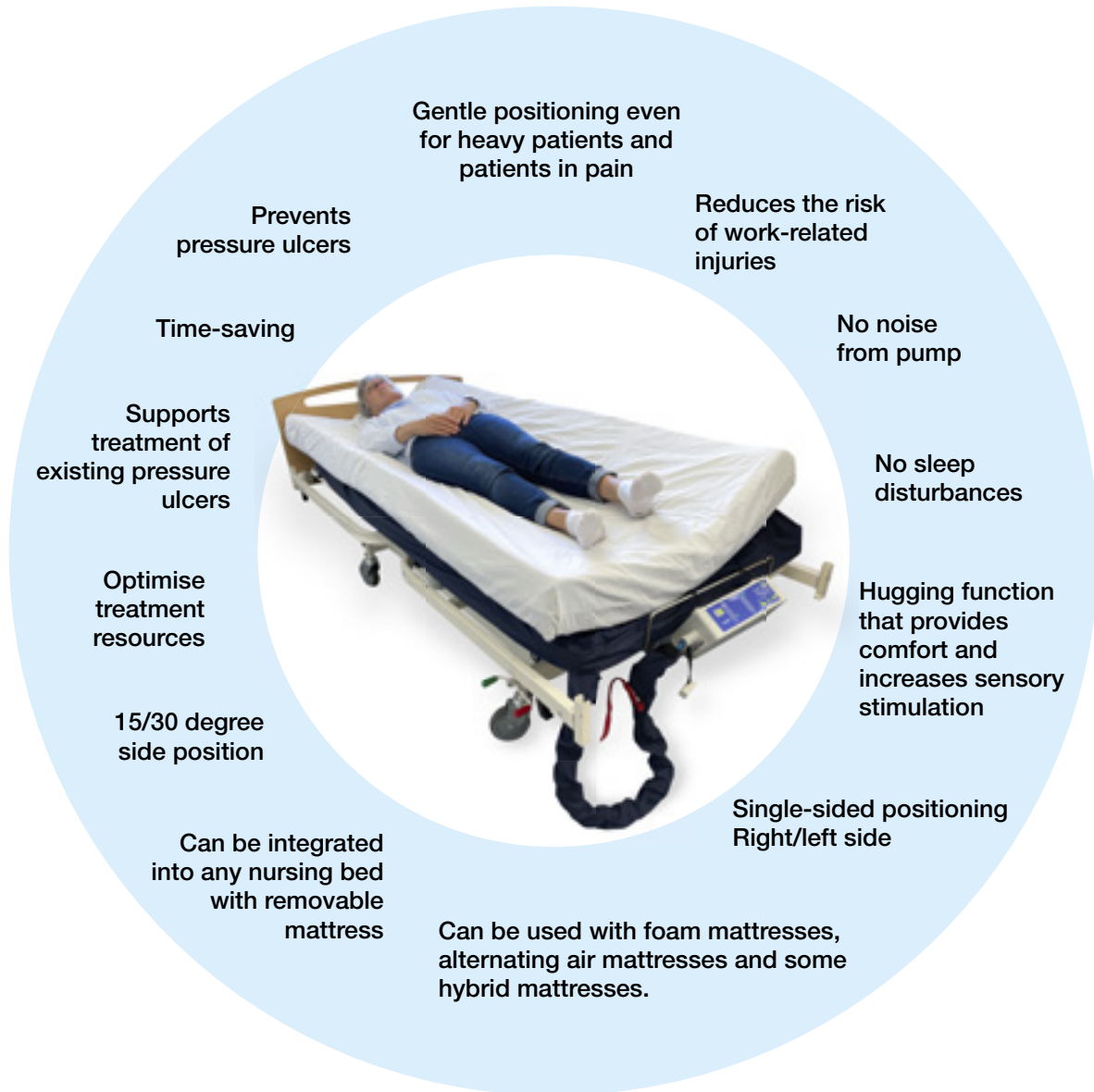


# turn **all**® system

Automatic tilt system



Repositions gently and carefully  
Bedridden without disturbance



**!** Please note that the mattress must be flexible and follow the movements of the Turn All System.

- Levabo’s automatic tilt system, Turn All, can be installed in minutes in any care bed that has a removable mattress.
- Turn All, tilt systems position a person in a 30-degree lateral position, alternating between the right and left sides.
- The tilt systems have a slight lift of 5 degrees on the opposite side of the primary lift side, which provides support and security and reduces the risk of shear.
- All systems support the body along its entire length with a 30-degree lateral position and 5-degree counter-support.
- A 30-degree side position significantly reduces external pressure compared to lying flat or in a 90-degree side position in bed. A 30-degree side position is recommended in the latest research in this field from EPUAP.


## Contents

---

Tilt system with 1 tilt cycle of 30 minutes <b>without</b> timer .....	4
Tilt system with 1 tilt cycle of 90 minutes <b>with</b> timer .....	5
Tilt system with 3 tilt cycles <b>without</b> timer.....	6
Tilt system with 3 tilt cycles <b>with</b> timer .....	7
Bariatric tilt system with 3 tilt cycles with timer .....	8
Tilt system with 3 tilt cycles with timer, including foam mattress .....	9
Pressure-relieving foam mattress with two foam cores .....	10
Mattress cover.....	11
Movement monitoring for Turn All .....	12
Incontinence incidents .....	13
Adapters.....	14
Pocket guide now available for download .....	15
Turn All in home care.....	15
Download Care England whitepaper.....	15

## Turn All 1CT 30 CR

The Turn All 1CT 30 CR system is the easiest model to operate.

The system is placed in the bed under the existing mattress, after which the pump is connected and switched on using the power button. .

The system automatically places the patient in a 30-degree lateral position, alternating between the right and left sides in a 30-minute cycle on each side.


There is a 5-degree counter-lift on the opposite side of the primary lift side, which provides bedridden patients with security and prevents shear.

The system runs continuously until it is turned off.




Product name	Used for mattress size cm	Maximum user weight	Product number
Turn All 1CT 30 CR	85 - 105 x 200	225	70225



1. The button  is used to start the system and is used again to turn off the system.

## Turn All 1CT 90

The Turn All 1CT 90 system is easy to use. It is placed in the bed under the existing mattress, the pump is connected and switched on using the power button , and then the number of hours the system is to run is selected.

The system automatically places the patient in a 30-degree lateral position, alternating between the right and left sides in a 90-minute cycle on each side.





There is a 5-degree lift on the opposite side of the primary lift side, which provides bedridden patients with security and prevents shear.

The system runs for the number of hours you have selected and then switches off.




Product name	Used for mattress size cm	Maximum user weight	Product number
Turn All 1CT 90	85 - 105 x 200	225	70112



1. The button  is used to start the system and is used again to turn off the system.
2. The buttons  and  is used to select the number of hours the system should run.
3. The display  shows the number of hours you have selected for the system to be switched on and turns the bedridden patient.

## Turn All 3CT CR

Place the Turn All 3CT CR system in the bed under the existing mattress, connect the pump and turn it on using the power button . Then select a tilt cycle of either 30, 60 or 90 minutes.

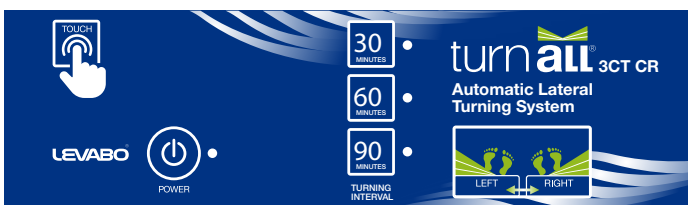
The system automatically places the patient in a 30-degree lateral position, alternating between the right and left sides in a cycle of 30, 60 or 90 minutes on each side.





There is a 5-degree counter-lift on the opposite side of the primary lift side, which provides the patient with security and prevents shear.

The system runs continuously until it is switched off.




Product name	Used for mattress size cm	Maximum user weight	Product number
Turn All 3CT CR	85 - 105 x 200	225	70226



1. The button  is used to start the system and is used again to turn off the system.
2. Then select the kip cycle of either ,  or  minutes.

## Turn All 3CT

Place the Turn All 3CT system in the bed under the existing mattress, connect the pump and turn it on using the power button . Then select a tilt cycle of either 30, 60 or 90 minutes.

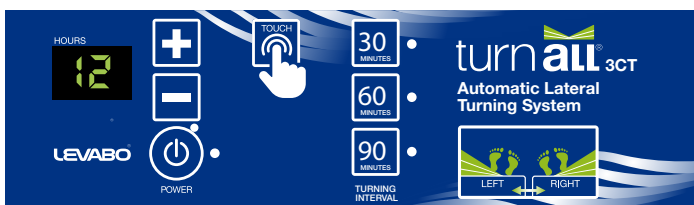
The system automatically places the patient in a 30-degree lateral position, alternating between the right and left sides in a cycle of 30, 60 or 90 minutes on each side.








There is a 5-degree counter-lift on the opposite side of the primary lift side, which provides the patient with security and prevents shear.

The system runs for the number of hours you have selected and then switches off.




Product name	Used for mattress size cm	Maximum user weight	Product number
Turn All 3CT	85 - 105 x 200	225	70128



1. The button  is used to start the system and is used again to turn off the system.
2. The buttons  and  are used to select the number of hours the system should run.
3. Then select the kip cycle of either ,  or  minutes.
4. The display  shows the number of hours you have selected for the system to be switched on and turns the bedridden patient.

## Turn All 3CT Bariatric

Place the Turn All 3CT Bariatric system in the bed under the existing mattress, connect the pump and turn it on using the power button . Then select a tilt cycle of either 30, 60 or 90 minutes.


The system automatically places the patient in a 30-degree lateral position, alternating between the right and left sides in a cycle of 30, 60 or 90 minutes on each side.



There is a 5-degree counter-lift on the opposite side of the primary lift side, which provides the patient with security and prevents shear.




The system runs for the number of hours you have selected and then switches off.




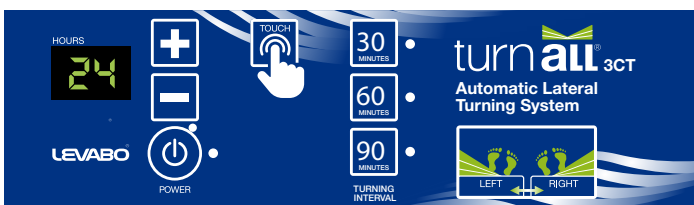
Product name	Used for mattress size cm	Maximum user weight	Product number
Turn All 3CT Bariatric	105 - 120 x 210	400	70098

1. The button  is used to start the system and is used again to turn off the system.

2. The buttons  and  are used to select the number of hours the system should run.


3. Then select the kip cycle of either ,  or  minutes.

4. The display  shows the number of hours you have selected for the system to be switched on and turns the bedridden patient.



## Turn All Leva Flex 3CT



The Turn All system is placed in the bed under the accompanying Leva Flex mattress, which has a special cut-out optimised for Turn All. The pump is connected and switched on using the power button , then the number of hours the system is to run is selected, followed by the tilt cycle of either 30, 60 or 90 minutes.

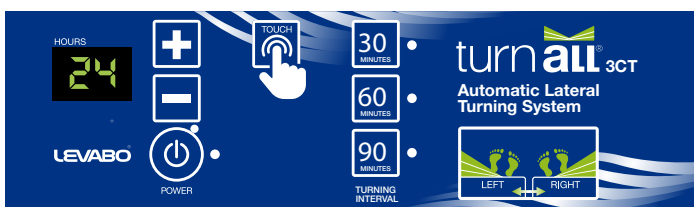
The system automatically places the patient in a 30-degree lateral position, alternating between the right and left sides, in the cycle you have selected.








There is a 5-degree counter-lift on the opposite side of the primary lift side, which provides the patient with security and prevents shear.

The system runs for the number of hours you have selected and then switches off.



Product name	Mattress size cm	Maximum user weight	Product number
Turn All Leva Flex 3CT 90	90 x 200	225	70161
Turn All Leva Flex 3CT 83	83 x 200	225	70227
Turn All Leva Flex 3CT 85	85 x 200	225	70228
Turn All Leva Flex 3CT 88	88 x 200	225	70229



1. The button  is used to start the system and is used again to turn off the system.
2. The buttons  and  are used to select the number of hours the system should run.
3. Then select the kip cycle of either ,  or  minutes.
4. The display  shows the number of hours you have selected for the system to be switched on and turns the bedridden patient.

We developed the Leva Flex mattress ourselves, so it has been adapted and optimised to suit Turn All and its users.

The Leva Flex mattress is constructed from two separate high-quality foam cores, each wrapped in tricot, which allows the cores to slide over each other to reduce shear on the bed user. The sliding ability also has a beneficial effect on pressure distribution when raising the headboard or footboard of the bed.

The foam cores are cut into zones for optimal pressure distribution of the body's pressure points. The cut also provides optimal flexibility when elevating the care bed's functions, as well as when used in conjunction with Levabo's automatic tilt system, Turn All.

The cover is a waterproof but breathable, four-way stretch hygienic cover. The hygienic cover, which is breathable (vapour-permeable), helps to reduce the risk of skin maceration.

The cover has a concealed zip on three sides, making it easy to remove for washing.

The cover has four handles for easy handling.



**Function:** As an aid in the prevention and treatment of pressure sores up to and including wound category 4.


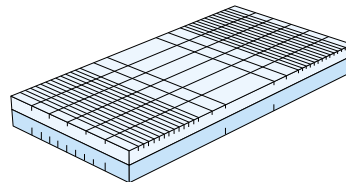
**Recommended user weight:** up to 150 kg.  
If the mattress is used in conjunction with the Levabo Turn All turning system, up to 225 kg.

**Cores:** HR PUR Skum.  
Density: 50 Kg/m<sup>3</sup>  
Hardness kPa: HR52120 – 3,0

**Complies with:**  
Öko-Text Standard 100,  
Product Class I, certificate no. I 308026

**Fire:** California TB 117-2013 sec. 3

**Cover:** Medical Bi-elastic PU.



The lower part of the Leva Flex mattress has special longitudinal cuts that allow the mattress to tilt optimally with the Turn All system.



Product name	Size cm	Maximum user weight	Product number
Leva Flex 83	200 x 83 x 14	NA	70159
Leva Flex 85	200 x 85 x 14	NA	70158
Leva Flex 88	200 x 88 x 14	NA	70157
Leva Flex 90	200 x 90 x 14	NA	70156

## Turn All Dual Cover

Turn All Dual Cover is a cover that encloses both the Turn All mattress and the mattress used on top.

The cover covers zippers and encloses the sides for maximum hygiene and easy cleaning.

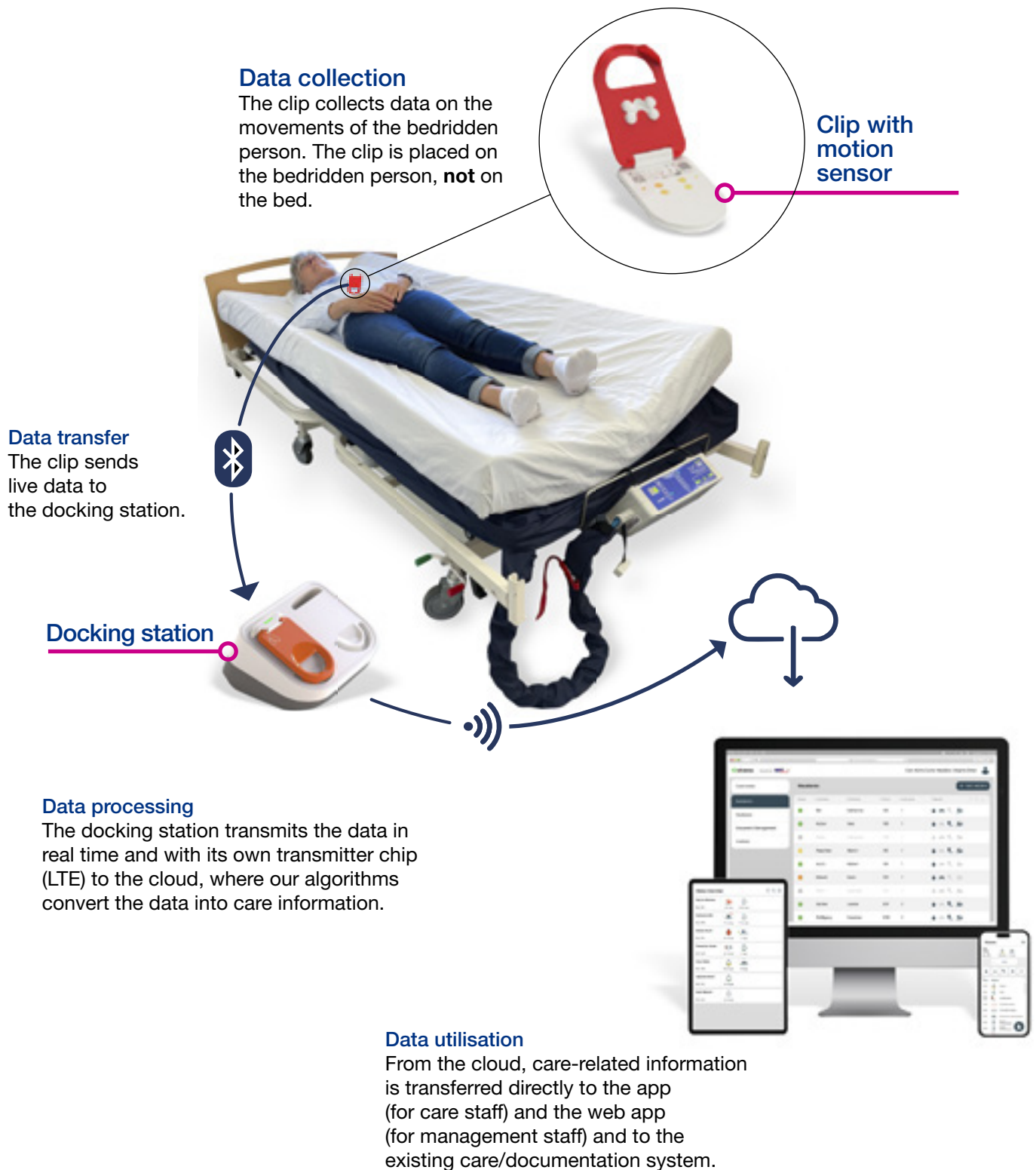
The cover is available in 2 different heights for the best possible fit to the mattress above.



Product name	Used for mattress size cm height width length	Maximum user weight	Product number
Turn All Dual Cover 14	14 x 85-90 x 200	NA	70234
Turn All Dual Cover 23	23 x 85-90 x 200	NA	70235

# IQ all sense

## Movement monitoring for Turn All

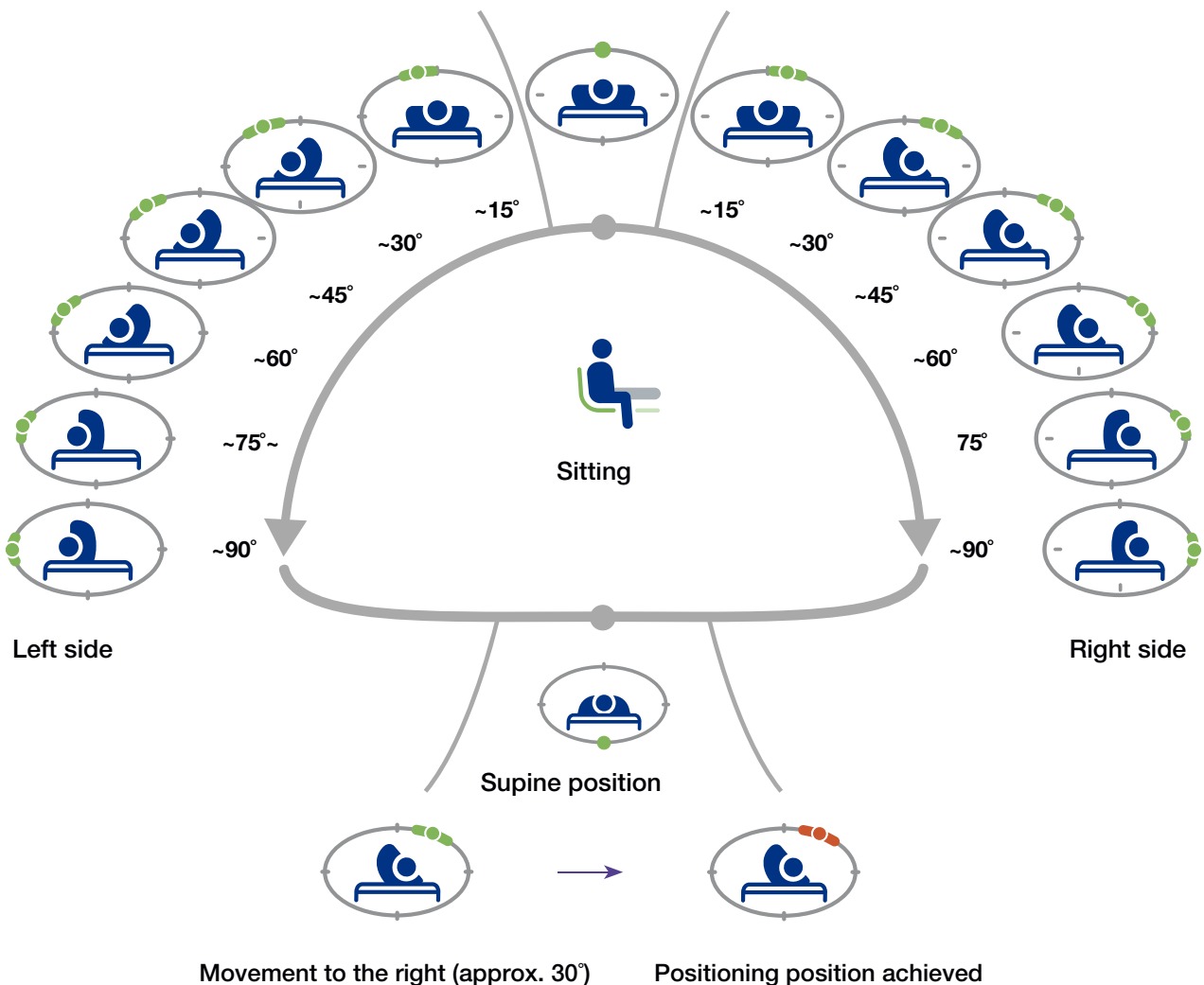
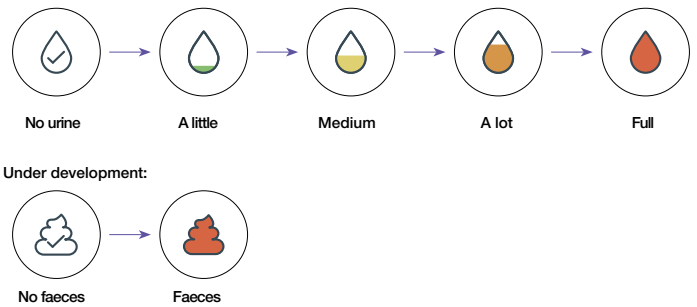


## Movement monitoring for Turn All

- Monitoring and recording of the bedridden person's movements
- Data collection via mobile app and cloud
- Documented movement patterns of the bedridden person
- Intelligent diapers can be connected to the sensor
- Remote monitoring of the bedridden person's position and diaper status can save home care visits
- Fall alarm function
- Personal contact alarm if the person leaves their area.

Intelligent diapers can be connected to the sensor

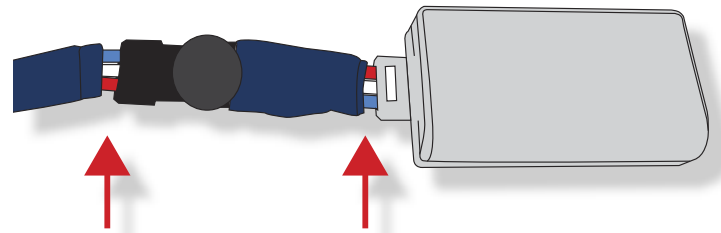
### Incontinence incidents



Our new adapters gives the Turn All system more functions.

To keep it simple and easy to use, the adapters are designed with a simple rotary knob that switches between functions.  
See below.

The adapters are easily inserted between the hose on the tilt system and the pump.



Adapter for single- or double-sided lifting ('hugging' function)

Product no.: 76210



Double-sided lift (hugging function)



Single-sided lift (left)



Single-sided lift (right)



\* Can be combined with 76167 Adapter

Adapter for 15 or 30 degree lift

Product nr.: 76167



30-degree lift (in all cycles)



15-degree lift (in all cycles)



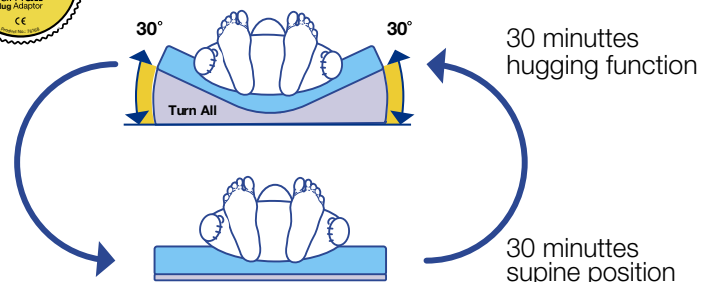
\* Can be combined with 76210 Adapter

Adapter for double-sided lifting in all cycles

Product nr.: 76168



Double-sided lift as follows 30, 60 or 90 minutes.



Cannot be combined with other adapters.

## Pocket guide now available for download

Levabo's 'Pocket Guide' has been developed in close collaboration with leading wound care nurses throughout Denmark.

The Pocket Guide to Preventing Pressure Ulcers – and Guide to Optimal Positioning contains information about pressure ulcers and optimal positioning.

**It is now available for free download.**



Scan the QR code to download



## Turn All in home care

The Turn All system is easy to transport in the bag provided and is ideal for use in home care.

The system can be installed in the care bed in a matter of minutes.



## Download Care England whitepaper

### White paper covers:



The role of automatic pressure relief systems in innovative approaches to pressure ulcer prevention in nursing homes.



Scan the QR code to download



[www.careengland.org.uk](http://www.careengland.org.uk)

**Welfare technology**  
that helps **you**   
help **others** 

Levabo is ISO certified according to standard 13485

All Levabo products are CE marked and fully comply with MDR 2017/745



**NEU Industries Pte Ltd**

132 Joo Seng Rd, #04-01, Singapore 368358

Tel: +65 6817 8969 | Fax: +65 6636 9813

[www.neuindustries.com](http://www.neuindustries.com) | [sales@neuindustries.com](mailto:sales@neuindustries.com)